



Sliding Pocket Door System without the need for architraves

Clean, contemporary, minimalist...

When you don't want to see architraves and jambs, just the clean lines of wall/door/wall.

An ingenious system that allows you to eliminate the use of architraves.



Available Accessories



Door Furniture

Simple Flush Pulls and Bathroom furniture, see page 43

The Perfect Finish

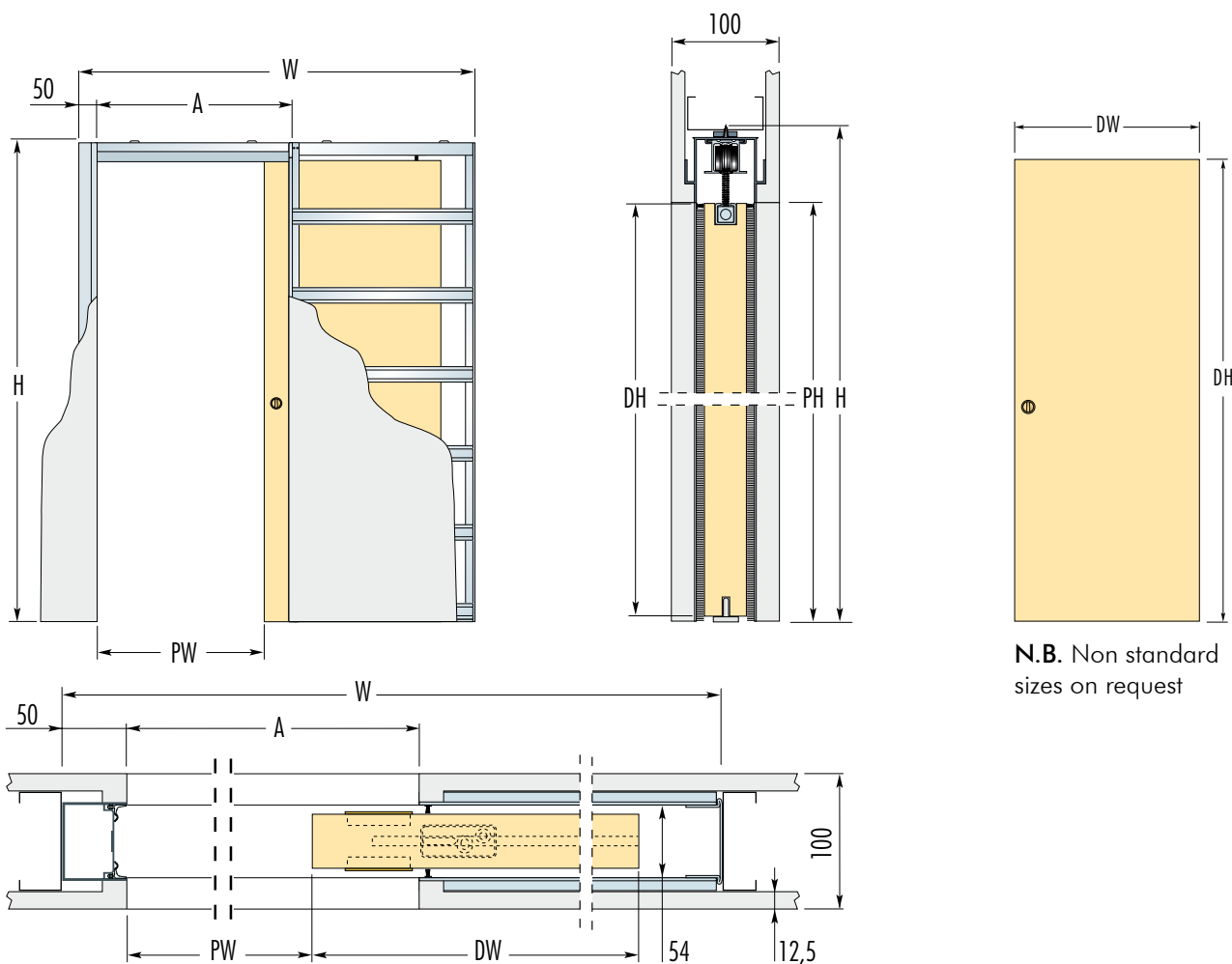


No architraves and a plaster finish all round the door opening for the perfect aesthetic.



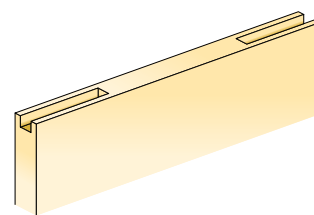
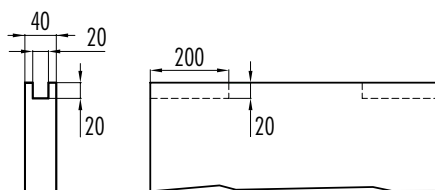
FRAMES FOR SINGLE DOORS

finished wall thickness **100** mm



N.B. Non standard sizes on request

P.S. The top of the door should be routed as indicated.



FRAMES FOR SINGLE DOORS				DOOR PANEL UK		NOTES
Clearance PW x PH	A	Overall Dimension W x H	Finished Wall	Standard		For safety reasons the dimension PW refers to the actual maximum opening, this is different from dimension A as 80mm of the door should be left protruding from the pocket in all installations. Should the door be adjusted to enter the pocket completely we do not accept any liability. Doors and plasterboard not supplied. For doors 35 to 40 mm thick.
				DW	DH	
500 x 2048	580	1265 x 2108	100	626	2040	
600 x 2048	680	1465 x 2108	100	726	2040	
700 x 2048	780	1665 x 2108	100	826	2040	
800 x 2048	880	1865 x 2108	100	926	2040	
900 x 2048	980	2065 x 2108	100	1026	2040	
484 x 1989	564	1249 x 2049	100	2ft. 0in. x 6ft. 6in. (610 x 1981mm)		
560 x 1989	640	1425 x 2049	100	2ft. 3in. x 6ft. 6in. (686 x 1981mm)		
636 x 1989	716	1601 x 2049	100	2ft. 6in. x 6ft. 6in. (762 x 1981mm)		
712 x 1989	792	1677 x 2049	100	2ft. 9in. x 6ft. 6in. (838 x 1981mm)		
788 x 1989	868	1853 x 2049	100	3ft. 0in. x 6ft. 6in. (914 x 1981mm)		

dimensions are given in mm.